



Evolving Darwin

A dynamic, different and diverse city

**Strategic Directions:
Towards 2020 and beyond**

**Progress Report
as at 30 June 2009**



TABLE OF CONTENTS

EXECUTIVE SUMMARY	3
Overview of Social Indicators.....	5
Overview of Economic Indicators.....	10
Overview of Environmental Indicators.....	14
Overview of Infrastructure Indicators	15
Goal 1: Progress against Corporate Plan actions	16
Goal 1: Strategic KPIs progress.....	21
Goal 2: Progress against Corporate Plan actions	22
Goal 2: Strategic KPIs progress.....	26
Goal 3: Progress against Corporate Plan actions	27
Goal 3: Strategic KPIs progress.....	30
Goal 4: Corporate Plan Action progress	31
Goal 4: Strategic KPIs progress.....	34
Goal 5: Corporate Plan Action progress	35
Goal 5: Strategic KPIs progress.....	39
Goal 6: Corporate Plan Action progress	40
Goal 6: Strategic KPIs progress.....	43
Goal 7: Corporate Plan Action progress	44
Goal 7: Strategic KPIs progress.....	48

Any enquiries about this report should be directed to
Anne Hammond, Manager Strategy & Outcomes,
telephone (08)8930 0531 or email a.hammond@darwin.nt.gov.au.



EXECUTIVE SUMMARY

This is the first progress report against Darwin City Council's new strategic plan – Evolving Darwin, Towards 2020 and Beyond, which was endorsed by Council on 31 March 2009.

The Evolving Darwin plan sets out the long term direction for Council, detailing Council's vision for the municipality, the goals and outcomes that Council will strive to achieve for our community and the strategies which illustrate how Council is going to achieve these outcomes.

The Evolving Darwin plan also contains a suite of "State of the City" indicators. These indicators, although in the majority of cases are outside of Council's control, are important to monitor. These indicators help us understand the current state of our municipality and will allow Council to more accurately plan for future services and infrastructure that match our changing population and community needs.

This first report shows that the City appears to be in good shape, population numbers have been consistently growing, the number of students attending the Charles Darwin University at the Casuarina campus is strong (although numbers of vocational education training students have slightly decreased) and employment rates and wages are better here than the Australian averages.

This growth in population (residents and visiting students) has placed significant pressure on the rental market., with vacancy rates currently less than one percent. Housing sale and rental prices have been escalating with the median price currently at \$537,093 for a house and \$382,287 for a unit.

This report also contains detailed information in relation to Darwin City Council's performance against the "Corporate Plan". The Corporate Plan, again endorsed by Council on 31 March 2009, sets out the long term, high profile actions that Council staff will be implementing to achieve the Evolving Darwin Strategic Plan.

The overall picture is very good. The majority of actions and supporting indicators are on track. However, it should be noted that with any new systems and processes, some minor refinements have been made to the Corporate Plan. No actions have been added or deleted; the only changes made have merely reflected more realistic start and end dates of all actions, thereby significantly impacting the current results . These due dates and subsequent milestones timings have now all been 'locked in' and appropriate resources have been allocated.

At this point in time the Financial Performance can not be calculated against the Strategic Plan structure. This will be provided in future reports.

Until the next report "*Progrediamur*" – "let us go forward".

Overall performance as at 30 June 2009

Outcome		Action Performance	KPI Performance
Goal 1: Achieve Effective Partnerships and Engage in Collaborative Relationships			
1.1	Improve relations with all levels of Government		
1.2	Effectively engage with community		
Goal 2: Enhance Darwin's Active, Positive and Flexible Lifestyle			
2.1	Improve urban enhancement around Darwin		
2.2	Increase recreational, leisure and heritage experiences		
2.3	Promote family friendly and healthy activities		
Goal 3: Assist Individuals and the Community Stay Connected with the Darwin Region			
3.1	Promote the use of public spaces		
3.2	Enhance transport systems		
3.3	Increase and promote use of technology		
Goal 4: Create and Maintain an Environmentally Sustainable City			
4.1	Be a leader with climate change policies		
4.2	Improve water conservation		
4.3	Increase efficiency of waste management		
4.4	Enhance, preserve and protect the Darwin environment		
Goal 5: Facilitate and Maintain a Cohesive Community			
5.1	Facilitate community access and inclusion		
5.2	Promote Darwin's culture		N/A
5.3	Support harmony within the community		N/A
Goal 6: Promote Brand Darwin			
6.1	Increase Council's profile		N/A
6.2	Promote our Darwin city		
Goal 7: Demonstrate Effective, Open and Responsible Governance			
7.1	Effective governance		
7.2	Display strong and effective leadership, within Council and across Government		

Table 1

STATE OF THE CITY - Social

Overview of Social Indicators

As shown in **Figures 1 and 2**, the Darwin municipality (local government area), has experienced consistent population growth since 2003. The latest estimated residential population per the ABS data shows the Darwin population is currently 73,754, up from 72,819 in 2007, which represents a growth of 1.28%.

However, when looking at the wider Darwin 'statistical division', which incorporates Litchfield and Palmerston, the growth in population numbers has been much greater. Again there has been a consistent growth since 2003, however in the last three years, the growth rate has been double than that within the municipality. The current estimated residential population for the Darwin statistical division is 120,652.

When looking within the municipality, the 2006 ABS census data shows that the greatest numbers of residents reside within Karama (5,283), Leanyer (4,973), Nightcliff (3,825) and Stuart Park (3,768). The smallest residential suburbs are Winnellie (357), the Narrows (893) and The Gardens (893), refer to **Figure 3** for further information..

Figure 4 shows that between the 2001 Census and the 2006 Census the indigenous population has increased both in numbers (6,222 persons compared to 6,000 person) and in percentage terms (9.40% of the population compared to 8.64% in 2001).

Regular data on our age profile is only currently gathered for the whole of the Northern Territory. As shown in **Figure 5**, it appears as though the youth population has grown significantly, however this growth is commensurate with the overall population growth in the Territory. The "youth" currently represent 21.16% of the Territory's population (21.1% in 2007 and 21.35% in 2006).

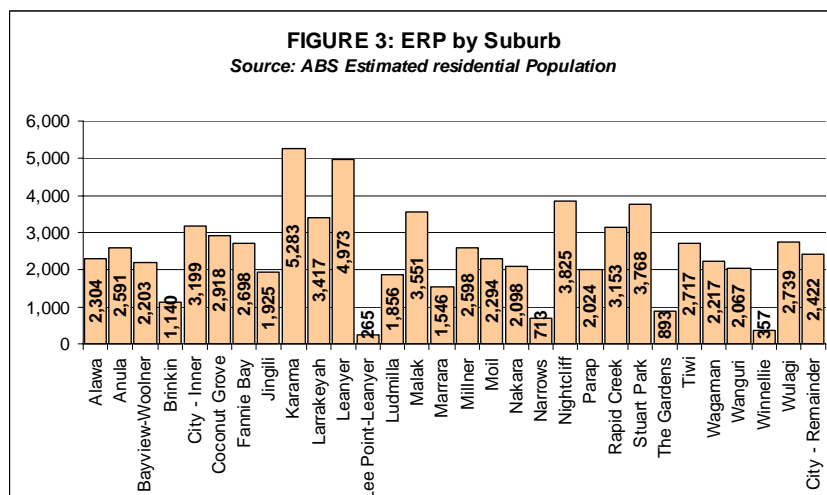
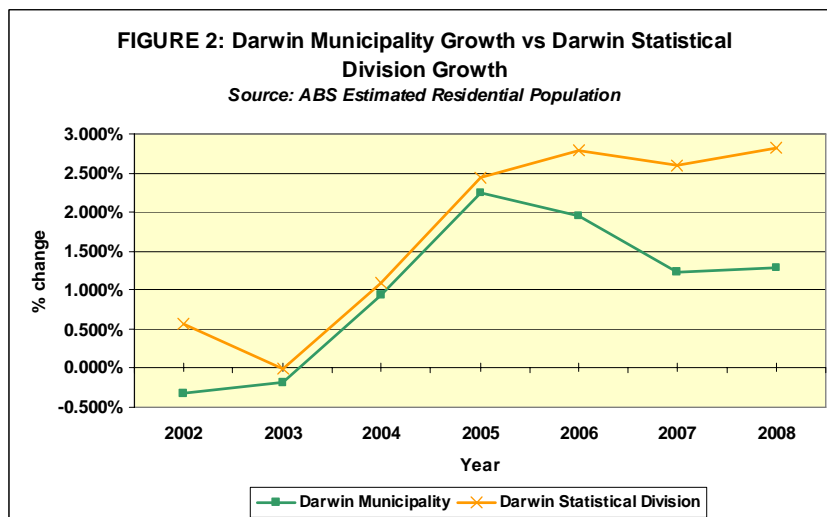
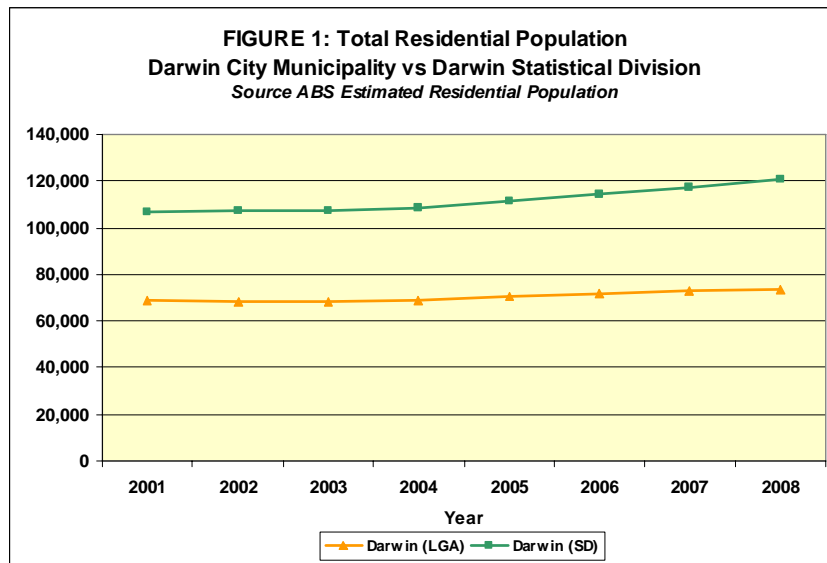
Although the figures are much smaller, there has been real growth in the 'aged' population'. **Figure 6** shows that there is currently 19,434 persons aged over 60 years old in the Territory. The 'aged' represents 8.77% of the overall population, up from 8.38% in 2007 and 7.97% in 2006.

Figure 7 shows that employment rate in the Territory is far lower than the Australian average (3.9% compared to 5.8%), however employment seems to be far more volatile in the Territory. Although unemployment in the Territory is still better than the rest of Australia, the trend is changing. If the Territory remains on the same track, the current trend lines show that in a few years the territory will have higher unemployment than the Australian average. **Figure 8** translates the unemployment rate into real persons. Currently there are 4,900 unemployed people in the Territory.

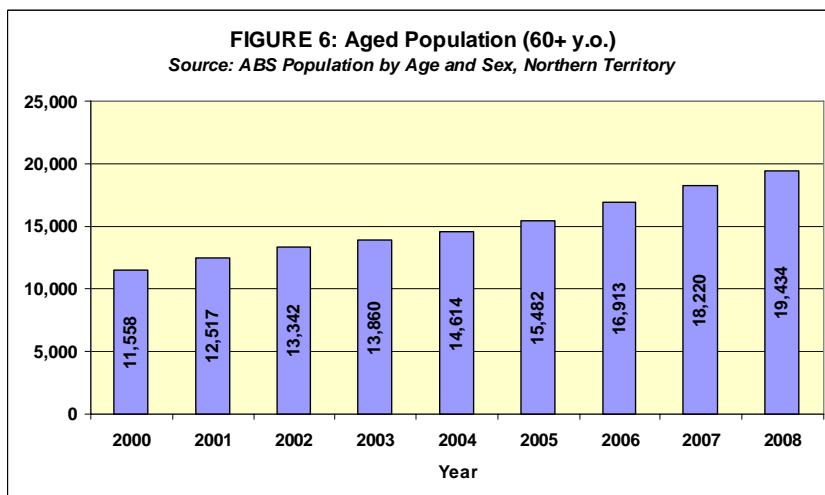
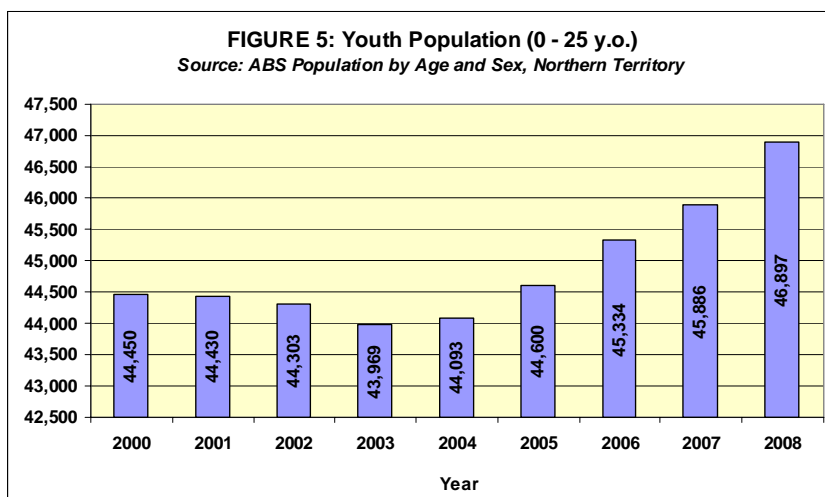
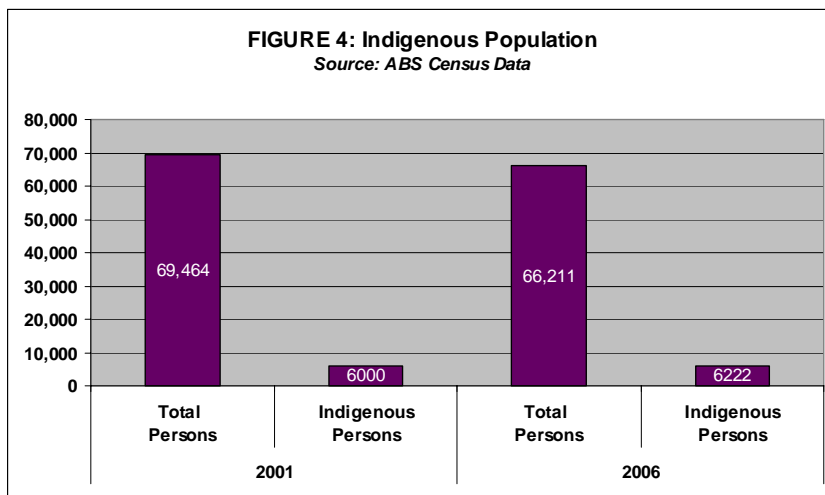
With thanks to the Charles Darwin University, **Figures 9 – 11**, represent students figures just for the Casuarina campus. The number of higher education students increased in 2008, however we do not have enough data to understand what caused the decreases in 2006 and 2007. The number of vocational education and training (VET) students has slowly been decreasing.

Figure 10 shows that of the higher education students at the Casuarina campus, nearly 70% are from the Territory, over 12% are from overseas with the remaining 18% coming from interstate. Further analysis shows that of the 70% from the Territory, 30% are from outside of the municipality, therefore a total of 50% of the 3,000+ students are attended CDU from areas outside of the municipality.

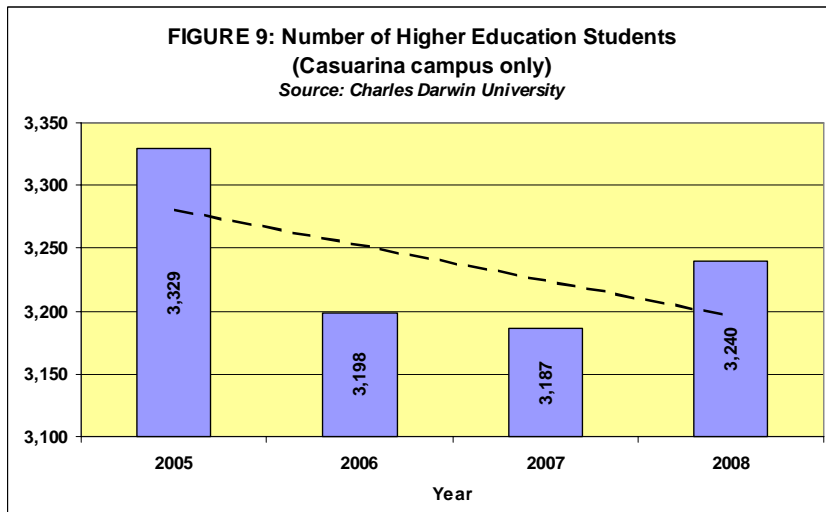
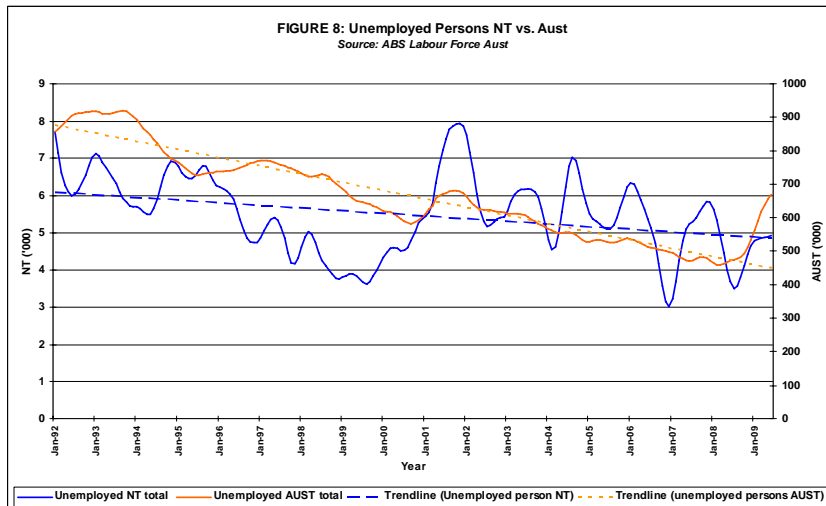
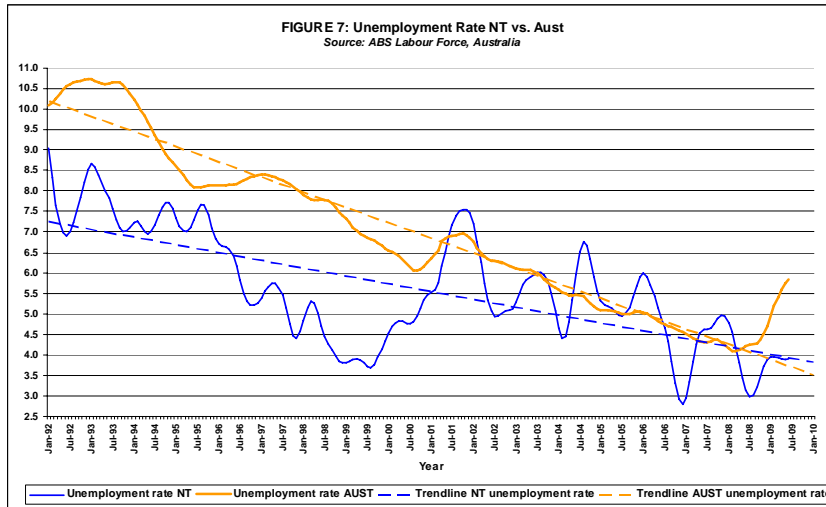
STATE OF THE CITY - Social



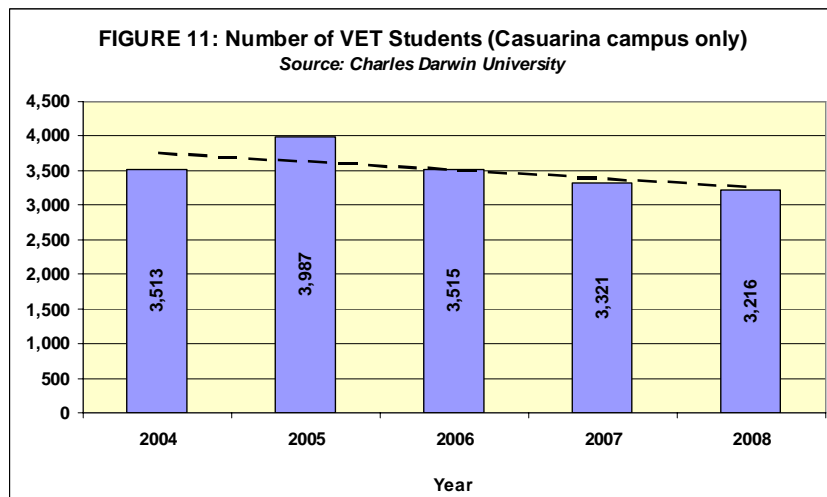
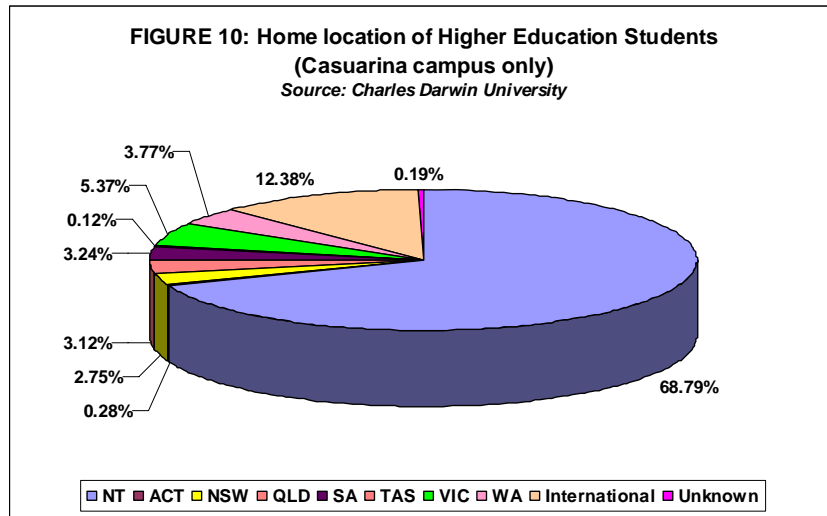
STATE OF THE CITY - Social



STATE OF THE CITY - Social



STATE OF THE CITY - Social



STATE OF THE CITY - Economic

Overview of Economic Indicators

Figures 12 – 13 show that hotel occupancy rates and takings have been consistently increasing. However, Council will interrogate this data further in order to understand why takings were significantly less in 2006 and 2007. By the next report, Council will also undertake to ensure that the hotel data reported includes a quarterly data series that is specific for the Darwin municipality.

Figure 14 shows that since the end of 2007/beginning of 2008, Territorians are earning more than the Australian average. This figure is linked to the current unemployment rate which is lower in the NT compared to the rest of Australia.

Figures 15 – 20 have been directly sourced from the Real Estate Institute of NT's "Real Estate Local Market" (RELM) report. The Institute have agreed to forward the raw data within the next couple of weeks so further analysis can be undertaken. However from the information that we have gathered thus far, the number of recorded sale of houses within the Darwin municipality is up 6.2% from the same time last year with the median house price being \$537,093, up almost 27% from last year. The median price in inner Darwin is currently \$612,8363 compared to \$549,611 in the northern suburbs. There has been quite a steady increase over the years within the Northern suburbs, whilst in inner Darwin there was a significant spike around January 2008 and again in December 2008. The prices in inner Darwin have decreased over the last two quarters.

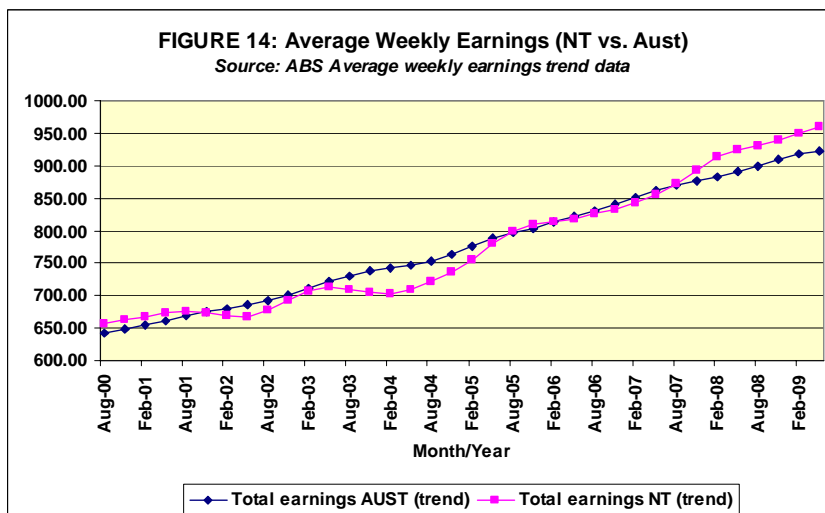
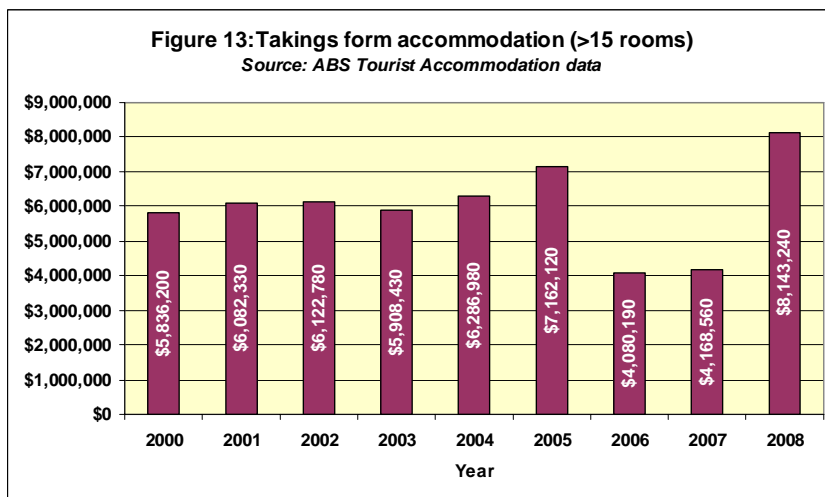
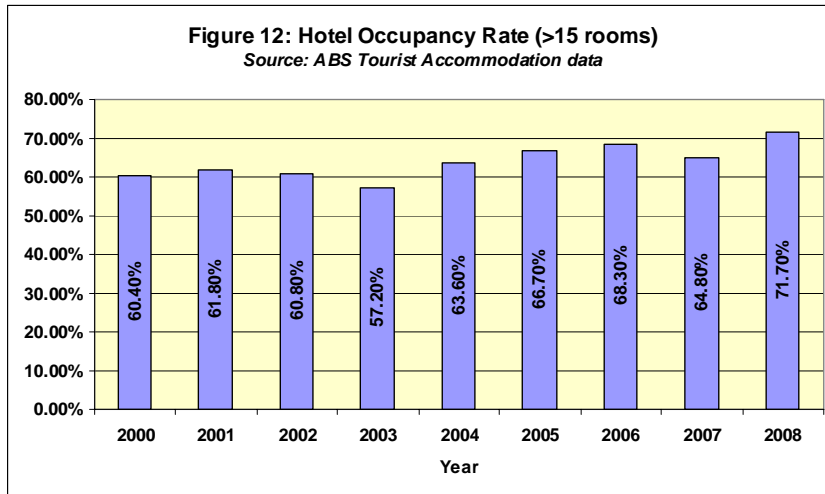
The number of unit sales within the Darwin municipality has actually decreased by 25% when compared to the same period last year, with the majority of the decrease occurring within inner Darwin (34% decrease in inner Darwin compared to just 1.9% in the northern suburbs). Overall the median unit price has increased by over 16% within the municipality to \$382,287. Within inner Darwin prices have increased by 35% to \$471,667 compared to the nearly 12% increase in the northern suburbs, making the current median price \$330,194.

In the rental market Darwin has a very tight 0.8% vacancy rate for houses (compared to Palmerston which is currently at 2%). The cost of renting a 3 bedroom house in inner Darwin is currently \$700 per week compared to the northern suburbs which has a current average rent of \$490. Interestingly, the average rent in inner Darwin has increased by 16.7% over the last year compared to the 2% decrease within the northern suburbs.

The picture is quite similar for unit rentals, with the current vacancy rate being 0.9%. A 3 bedroom unit in inner Darwin will cost an average of \$680 per week (up 15.3%) compared to \$560 for the northern suburbs (up 19.1%)

In relation to the proposed indicator of "occupancy rates of office space" within Darwin, this information will be sourced from the Property Council of Australia (NT Division). The Property Council is currently compiling their inaugural "Office Market Report" for the Territory which they are expecting to release by September/October 2009.

STATE OF THE CITY - Economic



STATE OF THE CITY - Economic

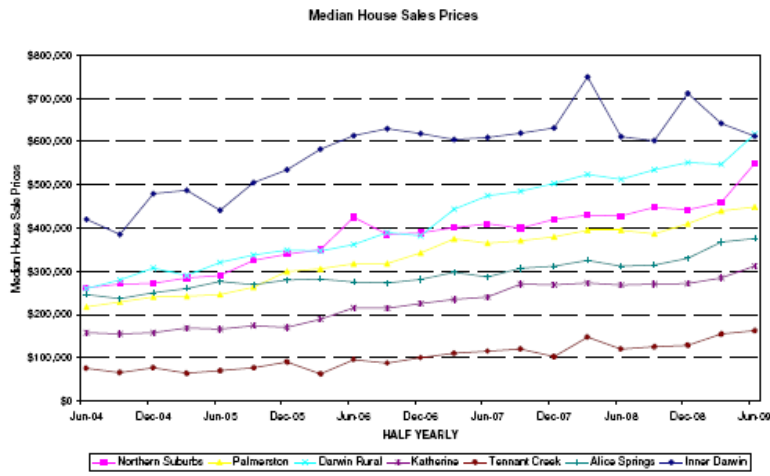


FIGURE 15

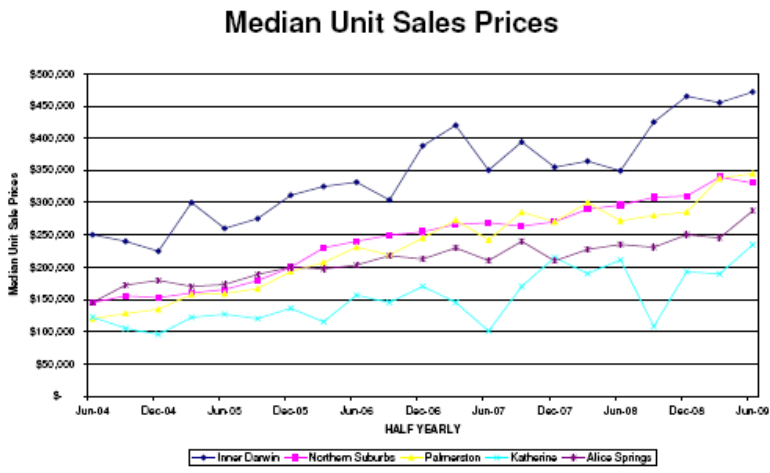


FIGURE 16

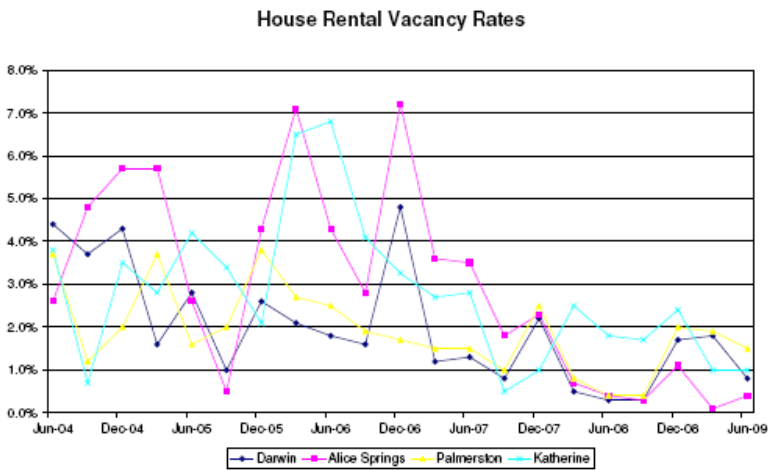


FIGURE 17

STATE OF THE CITY - Economic

3-Bedroom Houses Median Weekly Rent

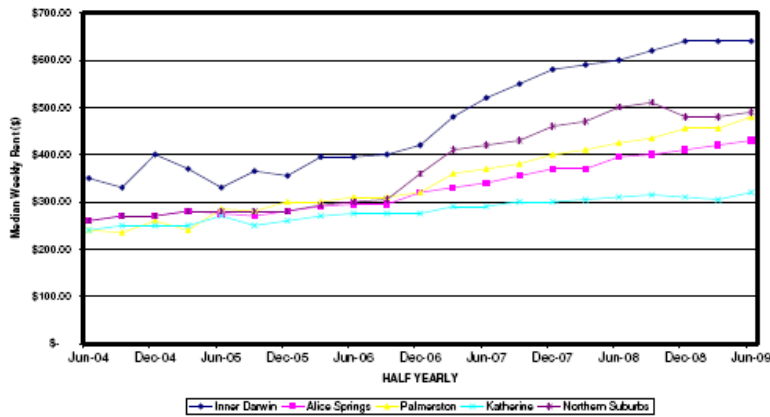


FIGURE 18

2-Bedroom Units - Median Weekly Rents

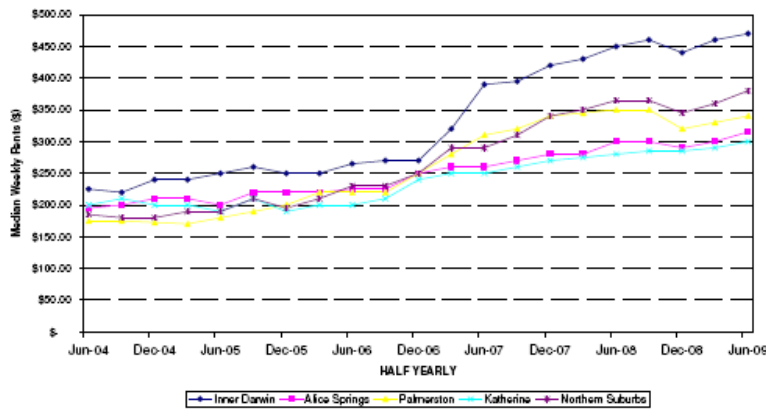


FIGURE 19

Unit Rental Vacancy Rates

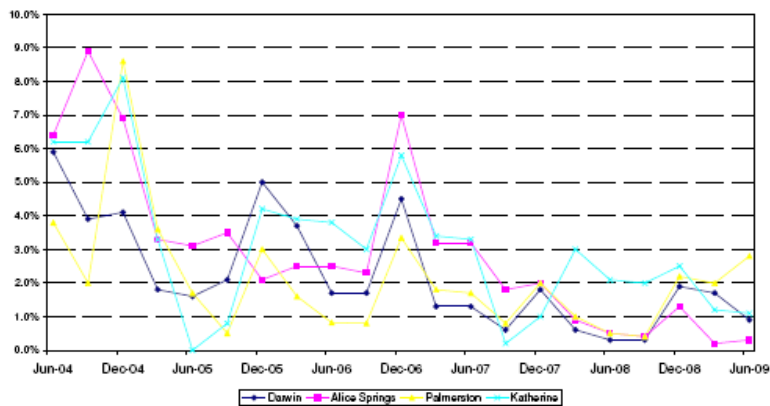


FIGURE 20

Please note: Figures 15 -20 have been supplied directly from the Real Estate Institute Of Northern Territory. REINT will shortly be supplying Council with the raw data.

STATE OF THE CITY - Environmental

Overview of Environmental Indicators

The ABS recently released a new survey on “Environmental views and behaviours”. Within this survey they reported that across Australia 82% of adults were concerned about the environment, with the highest concern being shown by residents of the ACT. People aged less than 24 years old were less concerned with 26% not being concerned at all about the environment. 53% of residents born in Australia were most likely to say that the natural environment was declining. Regarding the topic of ‘climate change’ the Northern Territory showed the lowest levels of concern (69%) compared to the highest result in the ACT (81%).

Not surprisingly the Territory ranked the lowest when it came to personal water use. More than half the population of Australia reported that their personal water use had decreased in the last 12 months whilst in the Territory 11% actually reported an increase in their consumption.

When looking across Australia, Territorians were more likely to be dissatisfied with waste collection services. However, according to our own Annual Community Satisfaction survey that has just been completed by McGregor Tan Research, the residents of the Darwin municipality actually cited their highest satisfaction levels when it came to the ‘wheelie bin emptying’ service (4.3 out of 5) and the services provided by the Shoal Bay Waste Management Facility recording a satisfaction level of 4.0 out of 5.

Table 2 outlines current Council data against the Environment indicators. Further data will be collected over time so we can demonstrate any increasing or decreasing trends.

Table 3 has been collected through the recent Annual Community Satisfaction survey. Residents within the Darwin municipality have a very high propensity for travelling by car with a very disappointing number utilising public transport.

Environment	
Participation in recycling	83.9%
Waste to landfill	175,000
Commercial and Industrial Waste as a % of Total Waste	67%
Domestic Waste Collected Per Capita Per Annum	0.37t per person

Table 2

Form of transport	Daily	Most days	Several days a week	Once or twice a week	Between once a fortnight and once a month	Less than once a month	Never
Car	73%	10%	6%	5%	1%	1%	4%
Public transport	3%	1%	4%	5%	7%	28%	52%
Bicycle	7%	4%	7%	13%	6%	12%	51%
Motor Bike	3%	1%	1%	1%	0%	3%	91%
Walking	41%	16%	13%	13%	4%	6%	8%

Table 3

STATE OF THE CITY - Infrastructure

Overview of Infrastructure Indicators

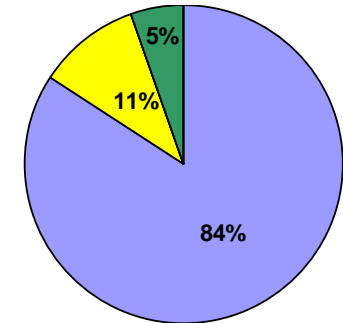
Table 4 outlines Council's current data on our Infrastructure indicators. As with the environment indicators further data will be collected over time so we can demonstrate any increasing or decreasing trends.

Infrastructure	
Amount of green space in the Darwin municipality	6,555,924 sqm
% of irrigated versus non-irrigated green space	49.59%
Total kilometres of Council managed sealed roads	420kms
Maintenance costs per kilometre of sealed roads	\$22,000
Total kilometres of Council footpaths	362kms
Maintenance costs per kilometre of footpaths	\$950.00
Total kilometres of cycle paths	57kms
Maintenance costs per kilometre of cycle paths	\$380.00
Total kilometres of Council managed storm water pipes	362kms
Total kilometres of Council managed lined open drains	15kms
Maintenance costs per kilometre of storm water pipes & open drains	\$1,580.00
Total kilometres of driveways	17,900kms
Maintenance costs per kilometre of driveways	\$1.20 per driveway

Table 4

GOAL 1 - Achieve effective partnerships and engage in COLLABORATIVE relationships







- Ongoing
- In progress
- Off track
- Deferred
- Completed
- Not started






Goal 1: Progress against Corporate Plan actions

Action	Progress	Status
Outcome 1.1: Improve relations with all levels of Government		
Strategy 1.1.1: Effectively engage with Territory and Australian Government officials, particularly in the Darwin region		
Understand Council's role and the impacts of the Intervention	Council undertook a report (09C0020) in March 2009 which researched the possibility of an impact of the Intervention upon the Darwin locale. The pursuant decision, for Council to engage with Larrakia Nation AC has been progressed with no response from the agency to date. Council regularly engages with the Federal Government via attendance by FaHCSIA officers at Council meetings and engagement by DCC in the Community Safety Working Group. One outcome has been the potential for Council to seek resources from the Federal Government for a Community Safety Officer position.	
Develop and maintain framework which ensures that Senior Officers and Elected Members effectively engage with NT and Australian Government	Regular monthly meetings of the Coordinating Committee of Officials Meetings (Darwin City Council, Dept of the Chief Minister and Dept Planning and Infrastructure) have been progressing as per the schedule to support and progress actions from the Capital City Committee. Regular attendance to the Council of Capital City Lord Mayors (CCCLM) which provides a conduit into the Australian Government.	
Strategy 1.1.2: Develop ways in which the Council can enhance relationships and develop opportunities with other Councils to build better cooperation and enhanced efficiencies in local government		
Be an active member of the Local Government Association NT (LGANT)	This is an ongoing action. DCC continues to be an active member and have participated in all forums including providing feedback via the LGANT survey undertaken in January 2009, which then helped form LGANT's new strategic plan.	
Continue to participate in and actively support the Council of Capital City Lord Mayors (CCCLM) meetings	Ongoing action - Lord Mayor and CEO ensure that DCC is represented at face to face meetings and participate in regular teleconferences. The Annual General Meeting in August 2009 was attended by the Lord Mayor which involved meeting the Prime Minister and Minister Albanese.	
Strategy 1.1.3: Develop partnerships and joint projects with other levels of government		
Develop effective partnerships and initiate joint projects with Northern Territory and Australian Government	Ongoing, examples include: City Centre Revitalisation, Woolner Road upgrade, Bagot Park upgrade.	





GOAL 1 - Achieve effective partnerships and engage in COLLABORATIVE relationships

In partnership with the NT Police and the City of Palmerston implement the Graffiti Management Plan	Meetings held with City of Palmerston. Management workshop being convened by Dept Justice for late June. Advertising being arranged with City of Palmerston to promote graffiti management resources.	
Support, facilitate and attend the Top End Regional Organisation of Councils (TOPROC) meetings	Ongoing - Meetings are now held every 8 weeks at alternating venues with DCC providing secretariat functions.	
Participate in the Public Transport Project Control Group with the NTG	Have participated in project control group meetings as required. Consultancy has been awarded by the Northern Territory Government. Have also participated in stakeholder consultation meetings. Report will be finalised by October 2009.	
Identify partnership opportunities with NTG, neighboring Councils, community groups and private developers when seeking grant funding	Application for "City Centre Revitalisation Project" under the RLCIP - Strategic Project funding includes partnering with NTG and a private developer. This has been a successful application with DCC being awarded \$3.6m. Application submitted in Feb 2009 under the Local Adaptation Pathway Program proposed a joint project with Palmerston City Council and Litchfield Council plus Larrakia Nation, which was not successful. Another unsuccessful application was submitted for Working on Country which was to partner with the Larrakia Rangers. Currently in the process of developing a network of Grants Officers so the investigation of submitting joint grant and award applications become part of normal business.	
Participate in LGANT Chief Executive Officers Forum	Ongoing action. Regular participation has occurred, including provision of venues at DCC.	
Partner with NT Police to locate external funding to enhance Council's role in community safety.	Council attends the Interagency Tasking Coordination Group meetings fortnightly and Community Safety Working Group in accordance with the schedule. Graffiti Management meeting being arranged by Dept of Justice for scheduling in June/July. Taxi Rank evaluation in progress. Graffiti workshop took place in June with Council proposing a Service Level Agreement with buy-in by asset owners impacted by graffiti. Council has requested that the NTG undertake a joint approach to the Australian Government to secure funds for a Community Safety Officer position.	

GOAL 1 - Achieve effective partnerships and engage in COLLABORATIVE relationships

<p>Partner with NTG, CDU and other stakeholders to deliver the Darwin 200 program of events</p>	<p>DCC partners in the delivery of Darwin200 program of events have included:</p> <ul style="list-style-type: none"> - NTG, including Dept of the Chief Minister, Arts NT, Museum and Art Gallery of the NT, Northern Territory Library. - Charles Darwin University including the Charles Darwin Symposium - Corrugated Iron Youth Arts - Historical Society of the NT - Darwin Symphony Orchestra - Darwin Theatre Company - The Beagle Project (UK) - Royal Darwin Show - Christ Church Cathedral - Brown's Mart <p>Activities have included:</p> <ul style="list-style-type: none"> - Commission of new work of Public Art, The HMS Beagle Ship Bell. - Contribution to the Darwin 200 Asia-Pacific website coordinated by Charles Darwin University. - Sponsorship of the Museum and Art Gallery of the NT's "Supercrocodylians" exhibition launch, through the production and display of street banners and provision of a Darwin200 "crocodile" cake. - Production and Distribution of Darwin 200 promotional material including postcards, cotton bags, banners including FREEPS, Fun Bus and Fun in the Parks banners, and car magnets. Distributed through Council libraries and at Council events. - Sponsorship of the Charles Darwin Symposium. - Sponsorship of "Origins" multi Arts event and partnership with Corrugated Iron Youth Arts and participating agencies. 	
<p>Strategy 1.1.4: Play a strategic role in the planning and developmental processes that impact Darwin</p>		
<p>Coordinate the approval of the design and construction of all private and/or government capital works, subdivisions and development works including approvals</p>	<p>Approvals of storm water, driveways and landscaping on individual lots and subdivision plans within Lyons are ongoing. Handover, maintenance and certificate of compliance inspections are completed timely as requested by developer</p>	
<p>Participate the Darwin's Urban Design Advisory Panel</p>	<p>Have met four time this year.</p>	

GOAL 1 - Achieve effective partnerships and engage in COLLABORATIVE relationships

Strategy 1.1.5: Influence Government and developers to develop sustainable projects which reflect Darwin's lifestyle		
Undertake a leadership role in relation to Climate Change and the Environment	<p>Climate Change and Environment Advisory Committee Planning Day held on 20 June 2009. Subsequently Committee met on 13 Aug 2009 to prioritise actions. This now forms the forward work plan to 2012.</p> <p>Responded to call from Australian Government to host the Environment Minister, Peter Garrett to show him outcomes of Greening Mindil Project (funded in part by Aust Govt Coastcare grant)</p> <p>Attendance at National Climate Change Conference (International Public Participation Asc) on 31 Aug 2009.</p> <p>Ongoing discussions with Manager Climate Change Policy Coordination Unit, NTG Dept of Chief Minister.</p> <p>Attendance at Coolmob film session CMax "The Age of Stupid" on 19th Aug 2009. Premier session linked environmental film with venue at all Capital Cities with interactive discussion.</p> <p>Leadership role at CSIRO Top End Science Fair - in conjunction with Education Officer (part funded by DCC) ran waste management schools education venue. Attended EPA EIA session Museum and Art Gallery 20 Aug 2009. Liaised with Clean Up Australia for Lord Mayor and their Chairman Ian Kiernan to have media launch of Clean Up Australia in the Top End 9th Sept 2009, Civic Centre forecourt. Finalists in Northern Territory LandCare Awards, Local Government and CoastCare categories (Greening Mindil and Zero Toads projects. Providing support through presentation on tour and at DCC locations in regards to coastal erosion at National Parks and Leisure Conference held in Darwin 13-17 Sept 2009.</p>	
Darwin City Council to provide comments on new developments to the Northern Territory Government's Development Consent Authority (DCA)	<p>Council currently having early involvement with proposed Muirhead development. Raising issues such as buffer zones, vegetation retention, waste management, appropriate housing design and orientation preparedness for impacts of Climate Change.</p> <p>Respond to draft guidelines for EIS for Inpex gas project in Darwin Harbour.</p>	
Outcome 1.2: Effectively engage with the community		
Strategy 1.2.1: Increase involvement of the Business Community for developing solutions to local issues		
Investigate the impacts of major developments on the Darwin community and Council services	Inpex provided an overview to Council at July's 1st Ordinary 2009 meeting regarding the potential impact on the Darwin greater region in relation to the company's gas industry developments.	
Participate in annual business forums to exchange information and raise awareness of Council issues and services	April 2009, Manager Communications & Marketing joined as member of Public Relations Institute of Australia. May 2009 joined as a member of Palmerston Regional Business Association. June 2009 elected to the National Board of the PRIA.	

GOAL 1 - Achieve effective partnerships and engage in COLLABORATIVE relationships


Strategy 1.2.2: Engage, communicate and work collaboratively with the community including schools		
Assist sport/community groups to identify funding and write grant applications	Provide information as required to sport/recreation groups on where/how to access alternate funding sources as requested. Grant opportunities are researched regularly and kept as an electronic document for emailing.	

Table 5

GOAL 1 - Achieve effective partnerships and engage in COLLABORATIVE relationships

Goal 1: Strategic KPIs progress

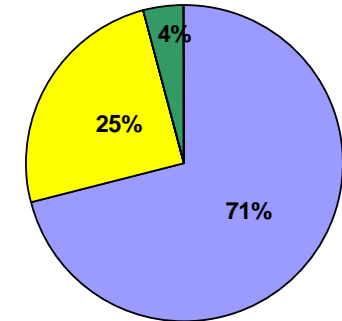
Outcome	Indicator	Target	Actual Result
Goal 1: Achieve Effective Partnerships and Engage in Collaborative Relationships			
Completion of all key projects / initiatives within specified timeframes		>90%	100%
1.1	Improve relations with all levels of Government	Number of new joint initiatives initiated	Trend 20
		Number of joint projects completed	Trend 2
		Number of development applications received	Trend 520
		Number of DCC recommendations adopted by DCA	Trend 360
1.2	Effectively engage with community	Number of business development enquiries	Trend Not currently available
		Number of new community wellbeing initiatives recommended to Council based on community needs	Trend Not currently available
		Number of Youth Advisory Group meetings held	Trend 8
		Youth Advisory Group meeting attendance	Trend 113
		Community agreement rating that Council consults with community sufficiently	> 3.3 3.4

Table 6

GOAL 2: Enhance Darwin’s Active, Positive and Flexible Lifestyle






Goal 2: Progress against Corporate Plan actions

- Ongoing
- In progress
- Off track
- Deferred
- Completed
- Not started











Action	Progress	Status
Outcome 2.1: Improve urban enhancement around Darwin		
Strategy 2.1.1: Manage and improve the landscaping, streetscape and infrastructure to a standard that meets community needs		
Deliver Urban Enhancement Improvements Program	Subdivision guidelines drafted	
Develop and implement the City Revitalisation Program	Public Consultation on The Mall signage and Smith Street Mall - Future Directions documents completed. Australian Government RLCIP grant application for supporting funding and application was successful. Project commenced. Consultancy to be awarded for the preliminary design, detailed design, tendering and project management and construction supervision.	
Finalise the overarching Recreation Strategic Plan	A draft recreation strategic plan has been developed, further discussions regarding its direction are pending.	
Manage the use and policy in respect to cyclepaths, ovals, sporting court and swimming pools	Community and Cultural Services (CCS), in conjunction with other Depts, continue to manage the use of and policies regarding ovals, pools and sporting venues. In relation to cycle paths, Council (per report 09C0118 9/7/09 CN 1525663 to July 1st Ordinary) will participate in a Darwin cycle path review in conjunction with the NTG and other relevant stakeholders with a view to enhancing the access and infrastructure of the bike path network across Darwin. CCS is progressing the development of a master plan in relation to the Parap netball courts potentially in conjunction with the NTG.	
Oversee the maintenance and construction in relation to cyclepaths, ovals, sporting court and swimming pools	Maintenance programs for each of these areas are currently on schedule & on budget. The construction of new assets or the reconstruction of existing assets, are completed in accordance with the Capital Works program. In 09/10 cycle paths are the only item to receive capital funding, works will be completed later in the year after an assessment is completed of existing networks.	
Strategy 2.1.2: Develop and maintain a vibrant and active Central Business Area		
No current actions as yet		

GOAL 2: Enhance Darwin's Active, Positive and Flexible Lifestyle

Strategy 2.1.3: Support the NT Government's Ribbons of Green and CBD entry node upgrade initiatives		
Support the NTG's Ribbons of Green and CBD Entry Node developments	Ongoing discussions are occurring with Dept of Planning and Infrastructure (DPI). DPI provided DCC with grant funding as part of the City Centre Revitalisation Project, of which the Knuckey St component is part of the NTG's Ribbons of Green strategy. CBD Entry Nodes and Ribbons of Green continue to be agenda items at the Capital City Committee and the Coordinating Committee of Officials Meetings.	
Strategy 2.1.4: Provide a clean and livable municipality		
Deliver animal education programs	Ongoing process, have been to three libraries and ran education programs for staff and attendees to the libraries.	
Review and maintain Street Cleaning and Litter Services	Constant review of current operations. Good feedback received through urban areas and in particular CBD	
Strategy 2.1.5: Participate and partner in activities that contribute to a safer Darwin		
Contribute to a safer Darwin through the various safety initiatives	Council has promoted (and until Sept 2009 will resource) the development of a secure taxi rank in the Darwin CBD to facilitate the safe transport home of late night patrons of alcohol and other venues. Council participates in two high-level cross-government initiatives (Interagency Tasking Coordination Group and the Community Safety Working Group) to address anti-social behaviour, alcohol management and graffiti remediation etc. Also, refer below.	
Support the delivery of the Alcohol Management Plan	Report to 2nd Ordinary on May 26 2009 (report number 09TC0078) with pursuant decision to write to the NTG requesting the development of an Alcohol Management Plan (AMP) in conjunction with key stakeholders including Council. Letter sent to NTG Chief Minister on 2 June 2009. As a result, Council met with NTG Licensing, Regulation and Alcohol Strategy Officers on June 29 to progress the development of an AMP and a Liquor Accord, prospectively via a stakeholder group with high-order agency representation. Council also participates in the Casuarina Business Precinct CPTED group (cross sector stakeholders) which is currently investigating the possibility of developing a Liquor Accord for that locale in conjunction with the ACCC.	

GOAL 2: Enhance Darwin's Active, Positive and Flexible Lifestyle

Outcome 2.2: Increase recreational leisure and heritage experiences		
Strategy 2.2.1: Enhance library facilities		
Actively participate in the Library Review Committee	GM Community and Cultural Services attended the review meeting convened by the NTG. Council's Alderman Lesley has been appointed the local government representative for the review.	
Strategy 2.2.2: Promote Darwin as a host city for sport and other recreational events		
Develop new events, attract events and enhance existing events in Darwin	Christmas Carols By Candlelight - exploring opportunities to partner existing event. Consulting with Fanny Bay Historical Society to explore opportunities to develop Annual Commemoration of First Flight. Manager Communications and Marketing supporting member of Bombing of Darwin and Military History Advisory Committee.	
Provide support for the Arafura Games	Games finalised successfully. Final report and journals to be prepared. Journals complete.	
Provide support for community groups and organisations through the provision of leisure/event equipment and venues	Sound equipment - amplified speakers, microphone, microphone stand and cable - managed by Youth Services section and made available to community organisations as required. Council meeting rooms made available to community organisations as required.	
Strategy 2.2.3: Manage and improve the pathway and cycleway network and encourage safe cycling and walking		
Construct and maintain cyclepaths in accordance with the Cyclepath Strategy	Construction of Rapid Creek cyclepath between Water Gardens and Sprigg Street has commenced.	
Review and improve the Cyclepath Strategy	Consultant to be engaged. Working with NTG to produce scope and plan for entire Darwin area.	
Strategy 2.2.4: Progress aquatic facility planning and delivery		
Finalise the Aquatics Facilities Masterplan	To commence in 2009/10 (additional funding required from NTG).	
Outcome 2.3: Promote family friendly and healthy activities		
Strategy 2.3.1: Promote and host family orientated activities		
Oversee and represent Council's interests in the Darwin Entertainment Centre	GM, CCS, and officers continue to oversee and progress Council's interests in DEC by negotiating funding agreements, engaging with the NT government as required, providing support and expertise to its General Manager, engaging with Board members as required, participating in repairs and maintenance control groups and all other matters as required.	

GOAL 2: Enhance Darwin's Active, Positive and Flexible Lifestyle







Work with the youth community to host low cost and accessible youth events	<p>Provided in-kind provision of workshop space at Leanyer Depot for Darwin Community Arts and YMCA Brotherz Program to run "Legal Walls" street art workshops culminating in an exhibition during the Darwin Festival.</p> <p>Worked with Special Projects Officer to provide young live bands during Darwin Show</p> <p>Provided support and venue (Function Room) for United Nations Youth Association Representative to meet and hold a forum with young people.</p>	
Strategy 2.3.2: Pursue the development of a purpose designed youth space and positive youth activities		
Coordinate the National Youth Week event	<p>Youth Week successfully held in April 2009.</p> <p>Youth Week planning to commence in October for April 2010</p>	
Develop and implement the Youth Space Masterplan	<p>Formal consultation period with Strategic Leisure closed off at the end of May. However online survey continued throughout June, reply paid cards are still being forwarded to Strategic Leisure and a design workshop is planned for August.</p> <p>No formal consultation activities were held in June. Preliminary work has begun on a design workshop with Strategic Leisure to be held on Wednesday 5 August with YAG and community members.</p>	
Strategy 2.3.3: Provide facilities and programs which encourage healthy lifestyle choices		
Deliver community health and well being programs (ie Activate NT, Heart Foundation Walking, Making Tracks, Pedometers)	<p>Activate NT finalised successfully for 2009.</p> <p>Heart Foundation Walking is ongoing and is continuing to attract regular walkers.</p> <p>Making Tracks brochures will be updated upon completion of the Cycling Strategy.</p> <p>Pedometers are being used for Activate NT and other community events to encourage daily activity.</p>	
Deliver Sporting Areas Services	<p>Sporting areas services include ongoing programs for mowing turf, irrigation maintenance, fertiliser application, infrastructure and furniture maintenance and renovation of turf surfaces. These programs are continuing on schedule and on budget.</p>	
Deliver Recreation & Leisure Services	<p>Ongoing, FREEPS, swimming pools, courts, oval allocations, playgrounds</p>	

Table 7

GOAL 2: Enhance Darwin's Active, Positive and Flexible Lifestyle

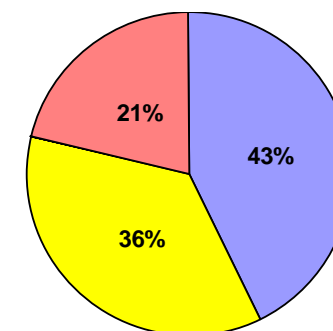
Goal 2: Strategic KPIs progress

Outcome		Indicator	Target	Actual Result	
Goal 2: Enhance Darwin's Active, Positive and Flexible Lifestyle					
Completion of all key projects / initiatives within specified timeframes			>90%	97%	
2.1	Improve urban enhancement around Darwin	Community satisfaction rating with the standard of maintenance of suburban parks and playgrounds	> 3.8	3.8	
		Community rating against generally feel safe in their local suburb	> 70%	72%	
		Community satisfaction rating with town planning	> 3.3	No longer collected	
		Community satisfaction rating with the standard of litter collection from public areas	> 3.5	3.5	
		Number of incidents resulting in an injury	Trend	13	
		Community satisfaction rating with the standard of street lighting	> 3.8	3.6	
2.2	Increase recreational, leisure and heritage experiences	Community satisfaction rating with the standard of footpaths/ cyclepaths	> 3.8	3.4	
		Community satisfaction rating with Library services	> 3.8	4.1	
		Library membership as a % of the population	Trend	43.99	
		Total number of library visits	Trend		
		Total swimming pool attendance	Trend	183,350	
		Total attendance to cultural institutions **	Trend	2,458	
2.3	Promote family friendly and healthy activities	Community satisfaction rating with the standard of recreation facilities such as tennis courts	> 3.8	3.9	
		Total Fun Bus attendance numbers	Trend	Not currently available	
		Total Fun In The Parks attendance numbers	Trend	Not currently available	
		Average number of bookings for sporting areas per week	Trend	Not currently available	
		Total participation in ActivateNT	Trend	200	

Table 8

GOAL 3: Assist Individuals and the community stay connected with the Darwin Region

- Ongoing
- In progress
- Off track
- Deferred
- Completed
- Not started



Goal 3: Progress against Corporate Plan actions

Action	Progress	Status
Outcome 3.1: Promote the use of public spaces		
Strategy 3.1.1: Enhance public spaces and encourage greater use by the community		
Implement the grounds and infrastructure refurbishment program	Tender awarded. Salvage of irrigation heads beginning 6 August. Preparation and works proper to begin week of 10 August. Machinery on site, civil works to be completed mid Oct 2009.	
Review the Playground strategy (inc 10 year plan)	Scheduled to commence in 2010.	
Outcome 3.2: Enhance transport systems		
Strategy 3.2.1: Review transport and parking needs		
Develop and implement car park contribution plan for areas outside of the CBD	The first stage of a car park contribution plan for Casuarina is in draft form. Other areas outside the CBD are scheduled for completion by June 2010.	
Review the CBD parking policy, strategy and financial model	Have reviewed the parking contribution value for the CBD. Also reviewed the terms of reference and make up of the Advisory Committee.	
Deliver a planning and design framework in relation to the Cavenagh Street car parking	The concept framework has been developed. Report will be going to Council in September 2009.	
Influence the delivery of passenger and commercial transport	Report 09C0093, 9/6/09 CN 1562281 of June 2009 provided Council with an overview of the commercial and passenger vehicle review commissioned by the NT government. Council determined an on-going engagement in the issue at a policy and strategic level and an expression of concern to the NT government regarding the shortage of taxis servicing the Darwin CBD after hours. Council continues to participate with the NT government and other stakeholders in the development.	

GOAL 3: Assist Individuals and the community stay connected with the Darwin Region

Strategy 3.2.2: Manage and improve the road network and infrastructure to a standard that meets the needs of the community									
Deliver and implement municipal street lighting upgrade program	Currently being investigated, mainly for main/arterial roads. Proposed program has been finalised and is about to be sent to PWC and contractor for quotes.								
Develop and implement Council's ongoing Local Area Traffic Management Plan	A submission listing Council's projects for the 2009/2010 Local Area Traffic Management (LATM) program is currently being prepared for Northern Territory Government's, Roads Network Division for consideration and approval.								
Implement the Roads to Recovery program	Funding submitted for Cavenagh Street under the R2R Program, which is not due to start until 2010.								
Strategy 3.2.3: Provide parking facilities and management systems which meet the needs of the community									
Manage, maintain and ensure optimal performance of Council's off street car parks		# of bays	Occupancy	Net Amt July09	Net Amt July 08	YTD 09/10	YTD		
	08/09								
	Zone A	672	46%	\$75,738	\$77,550	\$75,738	\$77,550		
	Zone B	620	38%	\$37,653	\$27,295	\$37,653	\$27,295		
	Zone C	545	59%	\$38,744	\$26,797	\$38,744	\$26,797		
	Total	1837	48%	\$152,135	\$131,642	\$152,135	\$131,642		
		Total bays	/S/T bays	Occupancy	Net Amt Jul 09	Net Amt Jul 08	YTD 09/10		YTD 08/09
	West Lane	444	175	90%	\$195,910	\$203,598	\$195,910		\$203,598
	Cavenagh St	393	305	100%	\$55,219	\$56,194	\$55,219		\$56,194
	McLachlan St	90	59	96%	\$16,194	\$14,072	\$16,194		\$14,072
	McMinn St	215	215	111%	\$12,255	\$15,077	\$12,255		\$15,077
	Mitchell/Daly	120	96	115%	\$8,701	\$5,707	\$8,701		\$5,707
	Nichols Place	162	119	90%	\$19,456	\$17,043	\$19,456		\$17,043
Chinatown	500	278	59%	\$149,184	\$85,811	\$149,184	\$85...		
Outcome 3.3: Increase and promote use of technology									
Strategy 3.3.1: Develop and promote Council's IT capability for informing the community and seeking feedback									
Expand Council's connectivity IT capability (eg website and intranet, mobile devices etc)	Installed wireless connection in Council Chambers and commenced improvement of network core. Commenced Bishop St PABX implementation, due for completion by Oct 2009.								
Implement IT's Five Year Strategic Plan	Due to commence on 1st Sept 2009. Will be engaging external assistance to develop the plan.								
Investigate the functionality and process for obtaining Council papers, reports and agendas electronically	This action is now due to start on the 1st Sept 2009, in line with Council's overall revised Internet/Intranet project. This concept will be investigated and any relevant actions implemented by January 2010 (previous end date was 30 June 2010)								

GOAL 3: Assist Individuals and the community stay connected with the Darwin Region


Strategy 3.3.2: Advocate for the provision of a wireless service for the CBD		
Investigate wireless internet in key locations, including using wireless devices for accessing Darwin information (historical, botanical, good and services)	Have talked with other Service Providers with further design plans due in Sept 2009.	

Table 9

GOAL 3: Assist Individuals and the community stay connected with the Darwin Region

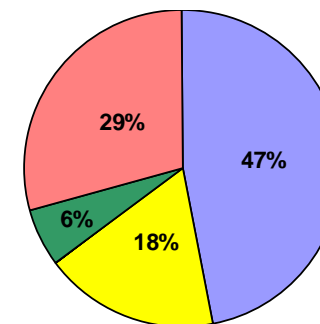
Goal 3: Strategic KPIs progress

Outcome		Indicator	Target	Actual Result
Goal 3: Assist Individuals and the Community Stay Connected with the Darwin Region				
Completion of all key projects / initiatives within specified timeframes			>90%	97%
3.1	Promote the use of public spaces	Community satisfaction rating with the standard of control of public behaviour via the by-laws	> 3.0	No longer collected
		Community satisfaction rating with the standard of public toilet maintenance	> 3.0	3.1
	Promote the use of public spaces	Community satisfaction rating with the standard of maintenance of larger public parks, foreshores and beaches	> 3.9	3.8
3.2	Enhance transport systems	Community satisfaction rating with the standard of car parking in the CBD	> 3.0	3.0
		Community satisfaction rating with the standard of car parking in suburban areas	> 3.7	3.6
		Community satisfaction rating with the standard of road maintenance	> 3.7	3.5
		Percentage of road length resealed to total sealed roads	Trend	Not currently available
		% utilization of public transport **	Trend	20%
3.3	Increase and promote use of technology	Total number of on-line payments made via e-services	Trend	Not currently available
		% of community surveyed who have accessed Council's website in the past 12 month	> 20%	Not available
		% of community surveyed who made contact with Council via the internet or email	> 6%	5%
		Availability of agendas and minutes on Council's internet	> 99%	100%
		System uptime	> 99%	Not currently available

Table 10

GOAL 4: Create and Maintain Environmentally Sustainable City







- Ongoing
- In progress
- Off track
- Deferred
- Completed
- Not started



Goal 4: Corporate Plan Action progress

Action	Progress	Status
Outcome 4.1: Be a leader with climate change policies		
Strategy 4.1.1: Develop and implement a climate change policy and strategies for the reduction of carbon emissions		
Investigate the impact on Council of the introduction of Carbon Pollution Reduction Scheme (CPRS)	Decision on CPRS will come from Australian Government 2nd Senate Sitting in Nov 2009 as to revised scheme. Currently seeking legal clarification from Cridlands of DCC's status under Constitutional requirements in terms of "Trading" which is necessary for the trigger for Emissions Reporting.	
Implement findings of the Building Energy Efficiency Audits	New chiller been installed at West Lane Work in progress for new aircon for Civics Centre	
Actively pursue environmentally friendly options for fleet operations	Currently testing, six utilities on LPG, Difficulty in LPG supplies, Vehicles due for replacement in coming fiscal year. Report will be submitted when vehicles have been disposed of.	
Develop a climate change policy and strategy	Will start with the Climate Change Policy Officer position coming into effect. It is now anticipated that this work will commence in early 2010.	
Strategy 4.1.2: Develop and implement a coastal erosion management plan		
Develop & implement a Coastal Management Plan	Completed Nightcliff and East Point foreshore erosion study Ongoing applications to the Australian Government seeking funding to undertake erosion mitigation and risk mapping projects.	
Outcome 4.2: Improve water conservation		
Strategy 4.2.1: Develop and implement a water efficiency plan		
Develop and implement a Water Sustainability Plan	Will start with the Climate Change Policy Officer position coming into effect. It is now anticipated that this work will commence in early 2010.	

GOAL 4: Create and Maintain Environmentally Sustainable City

Strategy 4.2.2: Manage and improve Council's storm water management system		
Develop and implement an ongoing stormwater management plan for the municipality	The commencement date has been revised due to resourcing realignment. This is now due to start in December 2009.	
Develop a policy for the transfer of NTG stormwater drains to DCC	Not yet commenced, will commence early in 2009/2010.	
Outcome 4.3: Increase efficiency of waste management		
Strategy 4.3.1: Lobby for, provide and develop contemporary waste management practices		
Conduct education campaigns in relation to waste, litter and recycling	<ul style="list-style-type: none"> • Sponsor Anti litter advertising campaigns • Introduced public places recycling trials in Nightcliff and CBD • Ongoing involvement with But Free City Campaign • 2009 introduction of POOch pouches encouraging responsible pet ownership • Continuing school tour to Shoal Bay. 	
To advocate and participate in the development of a Regional Waste Management Facility including the use of alternate waste technologies	This is an ongoing action.	
Implement recommendations of the Gross Pollution Trap (GPT) Master Plan to reduce litter in stormwater	<ul style="list-style-type: none"> • GPT Master plan in draft waiting for stormwater modelling information from UNI SA due early 2009. • Report been provided to Mark Spangler. • Ecosol Gross pollution traps fitted to S.E.Ps in Trower Rd catchment. Performance assessment ongoing till end of wet season 2009. 	
Review, develop and manage Council's waste management facilities and services	This is an ongoing action, no issues to note.	

GOAL 4: Create and Maintain Environmentally Sustainable City






Advocate for the introduction of container deposit legislation	Not yet commenced	
Outcome 4.4: Enhance, preserve and protect the Darwin environment		
Strategy 4.4.1: Advocate for the preservation of the Darwin Harbour		
Advocate for the protection and enhancement of Darwin Harbour	Applied for community Coast Care and Caring for our Country funding from the Australian government. Completed Nightcliff and East Point foreshore erosion study. DCC is a member of the Darwin Harbour Advisory Committee (DHAC). Attended and responded to DHAC meetings and requirements.	
Strategy 4.4.2: Enhance water quality, ecological systems and biodiversity in Darwin		
Develop and implement water quality and conservation education programs with partner groups	<ul style="list-style-type: none"> Implemented Flushed With Success (installation of water saving toilets in the civic centre) program funded by the Australian Government Water Smart program 2006. 	
Develop and implement the establishment of a weed management plan for Council	<ul style="list-style-type: none"> DCC weed management plan in draft stage 95% complete require further consultation with parks operational staff due end 2009. DCC operations staff and NT Health, work together coordinating weed control and drain maintenance with mosquito control programs 	
Advocate for legislative regulatory to enhance, preserve and protect the Darwin environment	BHP Billiton Olympus Dam (DCC looking at port of Darwin section) Responded to draft DHAC Regional Management Strategic Framework 2009 - 2013. DCC seeking NT Minister of environment to sit in on DHAC.(DCC on DHAC environment monitoring group) EPA response to draft EIA	

Table 11

GOAL 4: Create and Maintain Environmentally Sustainable City

Goal 4: Strategic KPIs progress

Outcome		Indicator	Target	Actual Result	
Goal 4: Create and Maintain an Environmentally Sustainable City					
Completion of all key projects / initiatives within specified timeframes			>90%	94%	
4.1	Be a leader with climate change policies	Decrease in greenhouse gas emissions*	Trend	12,777 CO2 emissions	
4.2	Improve water conservation	Quantity of water used per hectare of open space	Trend	Not currently available	
		Community satisfaction rating with the standard of storm water drainage	> 4.0.	3.8	
4.3	Increase efficiency of waste management	Increased volume of kerbside recycling	6% increase	1,885 tonnes	
		Increased participation in recycling	90%	83.9%	
		Community satisfaction rating with the standard of the wheelie bin emptying service	> 4.2	4.3	
4.4	Enhance, preserve and protect the Darwin environment	Number of environmental projects completed per annum	2	2	
		Volume of pollutants removed from stormwater drains	Trend	Not currently available	

Table 12

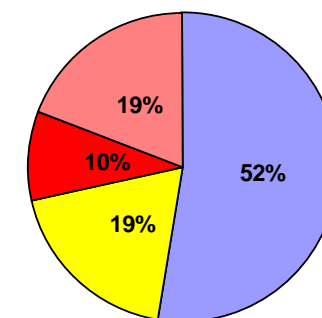
* This is a complex and resource intensive indicator to collect, however it is deemed to be an important indicator for Council to report on. Dependant upon future resources available this will either be collected one every 2nd year or annually

** Please note: this suite of environmental indicators have been modified slightly to better reflect the priorities as determined by the outcomes of the Climate Change and Environment Advisory Committee Planning Day held on Saturday 20 June 2009.

GOAL 5: Facilitate and Maintain a Cohesive Community









Goal 5: Corporate Plan Action progress

- Ongoing
- In progress
- Off track
- Deferred
- Completed
- Not started







Action	Progress	Status
Outcome 5.1: Facilitate community access and inclusion		
Strategy 5.1.1: Create more opportunities for the community to access services and facilities		
Undertake the Child Care Centre Review and determine Council's role in delivering child care services	The first stage of a report to Council regarding a review of child care centres and Council's role in delivering child care services has been drafted.	
Investigate options for improving public accessibility to Council services	Council is currently assessing tenders for the upgrade of Council web site which will provide much greater functionality and accessibility to Council services. This is a work in progress with the upgrade to be delivered on, within the next six months.	
Strategy 5.1.2: Create employment opportunities within the Council for disadvantaged members of the Darwin community		
Investigate and implement ways for marginalised members of the community to gain employment opportunities within Council	New initiative for employment opportunities within Council for a disadvantaged member of the community presented to 2009/2010 budget but declined.	
Strategy 5.1.3: Improve access for people with disabilities		
Work with all relevant stakeholders to improve access for people with disabilities	CSO has facilitated consultation sessions between NT Dept of Planning & Infrastructure and members of Disability Advisory Committee regarding inclusive bus shelter upgrades. CSO promulgated information regarding consultation sessions for the proposed Australian Disability Parking Scheme and feedback has been provided by members of Council's Disability Advisory Committee. Access issues are dealt with as they arise. Action items from Disability Advisory Committee meetings are followed up by CSO in consultation with Council's Infrastructure Department. "Disability Services Directory" and "Darwin for the Over 60s" booklets have been updated and combined into a newly printed "Seniors and Disability Services Directory".	
Facilitate Disability Services Forum	Disability Services Forum was scheduled for 31 July 2009 but has been postponed until November 2009 due to conflicting commitments of Community Services Officer.	

GOAL 5: Facilitate and Maintain a Cohesive Community

Facilitate Disability Awareness Week Activities by Community Development and Library activities	\$5,000 budget allocated each year for Disability Awareness Week which raises awareness of disability issues, celebrates achievements of people with a disability and provides information regarding services available for people with a disability. Program for Disability Awareness Week 2009 confirmed. Disability Awareness Week 2009 is scheduled for 3 September 2009 to 10 September 2009. Events and activities planned for every day of the week.	
Commence revision of the Disability Action Plan 2006-2010	Revision of Disability Action Plan 2006-2010 not yet commenced. Work is scheduled to commence in October 2009 after Disability Awareness Week.	
Develop a 5 year strategy which will shape Council's community service scope and continuation of Council's Disability Action Plan	Work on 5 year strategy is due to commence in October 2009.	
Strategy 5.1.4: Encourage and recognise volunteers		
Investigate and implement strategies to increase volunteer numbers	Council volunteers are acknowledged each year at Council's Christmas Volunteer function and at various events during the year as the opportunity arises, for example complementary tickets to Moscow Circus. Volunteers invited to Lord Mayoral functions that pertain to their area of voluntary work.	
Hold annual Lord Mayoral reception to thank all volunteers	Due to commence in October 2009.	
Outcome 5.2: Promote Darwin's culture		
Strategy 5.2.1: Promote and support activities and programs that celebrate cultural diversity		
Organise Citizenship Ceremonies	Ongoing - 184 occurred in the last financial period.	
Assist with in-kind support for NAIDOC	Council sponsored Top End NAIDOC Week 2009 with the provision of \$5,000 + GST in cash sponsorship provided from Community Management Operational Budget for Indigenous Projects Budget number 05/221005/300/104. In-kind sponsorship of up to \$1,000 was also provided.	
Participate in Harmony Day	Council participated in Harmony Day in March 2009 by providing hire of facilities at Lake Alexander and Water Gardens free of charge to community organisations. Lord Mayor attended special function at Karama Primary School and Council Libraries offered special activities. To date no budget has been specifically allocated for Harmony Day 2010.	

GOAL 5: Facilitate and Maintain a Cohesive Community

<p>Improve and coordinate the facilitation role of Council in its provision of arts, cultural development activities, in-kind supports and sponsorship</p>	<p>Council's facilitation role in the provision of arts and cultural development activities, in-kind supports and sponsorship has included:</p> <ul style="list-style-type: none"> • Sponsorship and in-kind support of the Darwin Festival as they shift the Festival to the City, focusing on Civic Park. • Commission and installation of a major new work of Public Art, The HMS Beagle Ship Bell Chime by Dr Anton Hasell, in Civic Park. • Participation in discussions with the NTG on the development of a Developer Contribution Scheme for Darwin. • Partnership role with Corrugated Iron Youth Arts to deliver a highly complex multi Arts event, "Origins", in Civic Park on Territory Day, in celebration of "Darwin 200". • Mentorship by Positive Solutions cultural consultants to develop best practice Public Art commissioning guidelines and the commission of new Public Art for the Smith St Mall. • City visioning process overseen by Cathy Hunt, Positive Solutions to develop a vision for Public Art in the Darwin CBD. <p>An ongoing evaluation process ensures that this facilitation role is constantly improved.</p>	
<p>Strategy 5.2.2: Create opportunities for the expression of cultural diversity through art</p>		
<p>Assist with support for the Darwin Festival</p>	<p>Council supports the Darwin Festival through cash and in-kind sponsorship. Council staff across the three Departments have provided in-kind assistance to the Darwin Festival including preparation of Civic Park for use as the main Festival venue, use of Council facilities and equipment as required (e.g. traffic and safety equipment, bicycles), ongoing advice. Regular meetings have been convened between DCC staff and the Darwin Festival Management and Production staff. Customer Services administer the in-kind sponsorship.</p>	
<p>Implement Council's Five Year Arts Plan and Public Art Policy which informs Council's direction and service scope in facilitating development of the arts in Darwin</p>	<p>Currently engaging in further planning and development work on the Arts Plan and Public Art Policy with arts consultants Positive Solutions, including professional development for the Arts and Cultural Development Officer who is being mentored by consultant Cathy Hunt.</p>	
<p>Outcome 5.3: Support harmony within the community</p>		
<p>Strategy 5.3.1: Develop and support programs to promote community spirit, cohesion and safety</p>		
<p>Investigate and implement best practice programs that will promote community cohesion and safety</p>	<p>Council resolved at its meeting of 30/06/09 (Decision Number 20\1720) to create a Safety Officer position to promote community cohesion and safety.</p>	

GOAL 5: Facilitate and Maintain a Cohesive Community

<p>Develop and implement an Annual Good Neighbour Award program</p>	<p>Identify criteria for Good Neighbour Award - Completion Friday 20 November Develop concept and present report to Council - Second Ordinary Council 15 December Implement recommendations and launch award - Australia Day 2010 Identify criteria for Good Neighbour Award - Completion Friday 20 November Develop concept and present report to Council - Second Ordinary Council 15 December Implement recommendations and launch award - Australia Day 2010</p>	
<p>Investigate and implement if appropriate services to assist neighbourhood dispute mediation</p>	<p>Research of local, interstate and international models of neighbourhood dispute resolutions has commenced including a follow up of a Council-supported research project regarding dispute models undertaken by Charles Darwin University in 2006.</p>	
<p>Provide coordination of community markets and facilitate works as required</p>	<p>A scope of works is being prepared for Nightcliff markets grease trap Parap markets have requested removal of posters from light poles etc which Council staff are currently arranging for Correctional Services to undertake. Meeting to be held with Mindil market subcommittee regarding a solution to the problem of watering the car park.</p>	
<p>Finalise the Senior Services strategy</p>	<p>Full Council Workshop held November 2008. New initiative submitted 2009/2010 budget for Seniors Transport Service but declined.</p>	

Table 13

GOAL 5: Facilitate and Maintain a Cohesive Community

Goal 5: Strategic KPIs progress

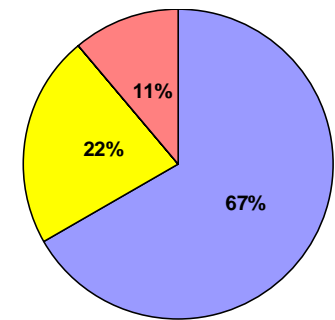
Outcome	Indicator	Target	Actual Result
Goal 5: Facilitate and Maintain a Cohesive Community			
Completion of all key projects / initiatives within specified timeframes		>90%	98%
5.1	Facilitate community access and inclusion	Total occupancy rate at the Community Centres	>95% Not currently available
		Community satisfaction rating with ability to contact Council staff out of office hours	> 3.5 2.9
		Community satisfaction rating with the standard of community meeting halls (eg Nightcliff Community Centre)	> 3.6 No longer collected
		Community satisfaction rating with the standard of community facilities	> 3.5 No longer collected
		Number of community groups supported (e.g. in-kind, advocacy, facilitation, financial)	Trend Not currently available
		Number of Disability Advisory Committee decisions endorsed	Trend Not currently available
5.2	Promote Darwin's culture	Number of Arts & Culture Events Sponsored	Trend Not currently available
		Number of arts and cultural forums or projects	Trend 36
5.3	Support harmony within the community	Total number of vandalism incidents reported (Graffiti)	Trend Not currently available

Table 14

GOAL 6: Promote Brand Darwin

Goal 6: Corporate Plan Action progress

- Ongoing
- In progress
- Off track
- Deferred
- Completed
- Not started



Action	Progress	Status
Outcome 6.1: Increase Council's profile		
Strategy 6.1.1: Provide strategic sponsorship for major events		
Develop and implement a policy for strategic sponsorship of major events	A draft Sponsorship Policy will be delivered to Council's 2nd Ordinary Council Meeting September	
Provide in-kind support to community based events	<p>January to June 2009 the following in-kind support provided:</p> <ul style="list-style-type: none"> • Fun Bus and 2 x Face Painters for the Bush Fire Appeal Top End Families for Victoria Benefit Concert 21 February 2009 • Fun in the Parks and 2 face painters for Picnic in the park to celebrate National Volunteer Week. • Fun Bus and 2 Face Painters for the Heritage Fair & Family Fun Day 2009 at Myilly Point Heritage Precinct • Fairy Jill for the Bringing Them Home Event at Water Gardens • 2 face painters for 20th Anniversary Celebrations as part of NAIDOC Week at Water Gardens • 2 face painters for Office Opening –Indigenous Community Volunteers Event held at Bicentennial Park • Hire of Malak Community Centre Multicultural Youth NT • Parap Family Centre's 30th Birthday celebrations - 2 face painters" 	
Strategy 6.1.2: Implement a communications strategy that promotes Council and informs the community		
Through media campaigns showcase Council's innovation and achievements	The detailed Communications Strategy (this Strategy will recommend a detailed Marketing Plan to address 6.1.2.2 Through media campaigns, showcase Council's innovation and achievements) will kick into development commencing 1 November 2009 and completion 1 February 2010.	
Develop and implement a communication strategy which will keep the community informed	A draft Communications Strategy will be delivered to Council's 2nd Ordinary Council Meeting October.	
Update Council's website and showcase Council's innovation and achievements	A Contract will be awarded for the development of Council's new website on September 15. A new website will be developed and implemented by 30 November 2009.	

GOAL 6: Promote Brand Darwin

Outcome 6.2: Promote our Darwin city		
Strategy 6.2.1: Promote Darwin's history, particularly its WWII experiences		
Utilise the Bombing of Darwin Commemoration and other significant events to promote Darwin's history	In September will look at planning newsletters to veterans, R&SL branches and schools to promote BOD	
Support the World War II Museum initiative at East Point	The GM, CCS, participates in a multi-stakeholder advisory committee which oversees the WW11 Museum initiative at East Point, primarily in conjunction with the NT Government. Council engages with the new leasee and provides support and information at this current juncture of transition, as required.	
Develop initiatives with other key stakeholders (NTG, Tourism NT, Tourism Top End) to promote Darwin's history	Assisted in developing BOD Advisory Committee. Engaged with Fanny Bay Historical Society to support the development of an event to celebrate the 90th Anniversary of the Great Air Race.	
Utilise the website for promoting Darwin's history	Due to commence in September 2009.	
Strategy 6.2.2: Promote Darwin as a place for tourists and residents to enjoy a tropical lifestyle		
Promote Darwin's tropical lifestyle	Develop detailed Communications Strategy (this Strategy will recommend a detailed Marketing Plan to address 6.2.2.1 Promote Darwin's tropical lifestyle which will kick into development commencing 1 November 2009 and completion 1 February 2010.	
Strategy 6.2.3: Celebrate the city's evolution		
Promote and celebrate the city's evolution	Develop detailed Communications Strategy (this Strategy will recommend a detailed Marketing Plan to address 6.2.2.1 Promote Darwin's tropical lifestyle which will kick into development commencing 1 November 2009 and completion 1 February 2010.	
Support the Charles Darwin Symposium - Shaping our Science, Society and Future	Council sponsored the Charles Darwin Symposium by providing \$2,000 towards a morning or afternoon tea. In addition to this cash sponsorship, Darwin200 postcards produced by Council in partnership with the Northern Territory Government and Charles Darwin University will be distributed to all Symposium delegates and Symposium organisers will borrow the matching stand-up Darwin200 banner for this event.	
Strategy 6.2.4: Strengthen international relationships through Sister Cities and other activities		
Facilitate Sister City relationships between schools	A letter of introduction sent to the Principal of Lou Ou Village, Dongfang introducing the Principle of Malak Primary School and Wagaman Primary School. Matter not progressed any further.	

GOAL 6: Promote Brand Darwin






Maintain the Sister Cities Calendar of Events and promote all significant events and holidays concerning our sister cities	Calendar update and events report submitted up to June 2009. No further report submitted as SCO was busy with other events, including taking a delegation to Dili in May, Greek Glenti in June and Sister Cities Fundraising Event in July.	
Promote sister cities through a range of community events and displays	The Sister Cities program was promoted at a number of event in the past few months, including the Greek Glenti in June 2009 and a major sister cities fund-raising event was held at the Deckchair Cinema on Thursday 2 July to celebrate National Sister Cities Day.	
Host visiting delegations from sister cities	A Municipal delegation from Kalymnos visited Darwin in June 2009 with an over 35's soccer team also from Kalymnos. The Lord Mayor hosted a reception for them on the 3 June 2009. This trip was coordinated by the Kalymnos Community and the Greek Community in consultation with the Sister Cities Officer A Sister Cities delegation visited Dili, Timor-Leste between 27-30 May 2009 at the same time the Lord Mayor, Ald Bailey and Ald Jarvis were a part of the delegation that visited Dili with the Chief Ministers Department. Coordinated by the Sister Cities Officer the SC delegation visited a number of community groups and NGO's that Council have worked with in the past.	
Strategy 6.2.5: Facilitate joint visits and delegations with business, government and the community to promote Darwin		
Develop policy and guidelines for participating in visits	Due to start in early in 2009/2010. Review existing Policy and guidelines – to be completed by October 2009. Draft Policy presented to Council (expected to be presented to the Second Ordinary meeting in Dec 2009).	
Promote Darwin through facilitated and coordinated delegations	Develop detailed Communications Strategy (this Strategy will recommend a detailed Marketing Plan to address 6.2.5.2 Promote Darwin through facilitated and coordinated delegations which will kick into development commencing 1 November 2009 and completion 1 February 2010.	

Table 15

GOAL 6: Promote Brand Darwin

Goal 6: Strategic KPIs progress




Outcome		Indicator	Target	Actual Result	
Goal 6: Promote Brand Darwin					
Completion of all key projects / initiatives within specified timeframes			>90%	99%	
6.1	Increase Council's profile	Total value of sponsorships provided for major events	Trend	Not currently available	
6.2	Promote our Darwin city	% of community that have attended special events and festivals (eg Bombing of Darwin) in the past 12 months	> 50%	6%*	
		Number of Sister City projects completed	Trend	Not currently available	
		Number of Sister City Committee decisions endorsed	Trend	32	
		Number of Interstate/Overseas Tourists **	Trend	Not currently available	

Table 16

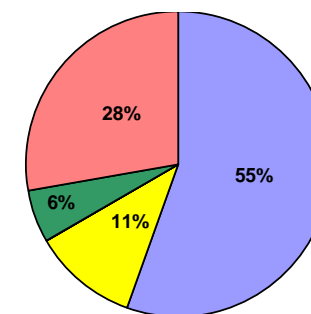
* A request has been made to the research company why there has been such a dramatic change in results, e.g. did they phrase the question in a different way.

** Still working with various agencies to ascertain if this data exists.

GOAL 7: Demonstrate Effective, Open and Responsible Governance








Goal 7: Corporate Plan Action progress

- Ongoing
- In progress
- Off track
- Deferred
- Completed
- Not started









Action	Progress	Status
Outcome 7.1: Effective governance		
Strategy 7.1.1: Continuously review service delivery to meet communities needs and expectations		
Undertake a whole of organisation review of program delivery to ensure outcomes are being achieved in a cost efficient and effective manner	Due to commence in October 2009.	
Strategy 7.1.2: Minimise exposure of Council through effective risk management practice		
Deliver the Internal Audit Plan within specified timeframes	Internal audit deadlines being met.	
Ensure compliance with all relevant OHS legislation	All DCC staff, contractors and associated stakeholders are to ensure OHS compliance with the following legislation or practice: * NT Work Health Act and Regulations 2008 * Australian Standards and National Codes of Practice approved by NT Work Health Act and Regulations * DCC OHS policies and procedures * NOHSC:1016 {2005} National Standard for Construction Work * DCC OHS inspection matrix	
Finalise the Business Continuity / Disaster Recovery Plan	Due to commence in October 2009.	
Develop and implement an organisational Risk Management Strategy in accordance with Aust Stds	Due to commence in September 2009*.	

GOAL 7: Demonstrate Effective, Open and Responsible Governance

Develop an All Hazards Emergency Management Plan	Due to commence later in 2009.	
Strategy 7.1.3: Manage Council's affairs based on a sustainable financial strategy		
Review and update the 10 Year Forward Financial Plan	2009/2010 review has been completed (review to Council report 09A0128, 28 July 2009). Next review is scheduled to start in December 2009.	
Review Council's long term financial sustainability	Due to commence on September 2009.	
Strategy 7.1.4: Apply a total asset management approach to Council assets		
Develop and implement a Corporate Asset Management Plan	Council endorsed the Corporate Asset Management Plan on 14/07/2009 (DECISION NO.20\1778)	
Strategy 7.1.5: Be active in the review and development of relevant legislation		
Participate in the Local Government Administration and Legislation Committee and the Local Government Accounting Advisory Committee	The committee had its inaugural meeting in August and discussed the preparation of Investment guidelines and the need for a forum on rates. Due to the resignation of a number of members there were no further meetings due to a lack of a quorum. There was a call for further nominations and new appointments have now been approved by the Minister	
Strategy 7.1.6: Apply contemporary management policies and by-laws		
Investigate the implications of the new Local Government Act on Council's regulatory functions	Procedures have now been drafted reflecting both the Act and Council By-laws	
Enforce new animal management by-laws	Council's animal management Officers are currently enforcing all By-laws relating to animal regulations including the new cat licence requirement.	

GOAL 7: Demonstrate Effective, Open and Responsible Governance

Outcome 7.2: Display strong and effective leadership, within Council and across Government		
Strategy 7.2.1: Display contemporary leadership and management practices within Council		
Identify, nominate and promote all awards that Council would be eligible to apply for	<p>In this calendar year, Council has applied for:-</p> <ul style="list-style-type: none"> GRIND youth newspaper project (National Awards for Local Government) ActivateNT (National Awards for Local Government). <p>Have successfully won an award from Parks and Leisure Australian for the ActivateNT program and received a "Highly Commended" for the ActivateNT program through the Heart Foundation awards.</p> <p>Currently finalists in the Landcare awards for Greening Mindil and Zero Toads. The awards ceremony is taking place on 10 September 2009 at Parliament House.</p>	
Strategy 7.2.2: Invest in our people so they can perform at their best		
Develop and implement a Workforce Plan and Strategy	<p>A Workforce Committee has been developed which includes employee and management representatives. A number of priorities for the next 6 months have been determined.</p> <p>This is now an ongoing action.</p>	
Strategy 7.2.3: Use contemporary community engagement techniques to inform decision making		
Undertake annual Community Satisfaction Survey and ensure results inform future decision making	<p>Preliminary results have been received from McGregor Tan. expecting the full report by end August 2009.</p> <p>Some analysis will be completed and a report forwarded to the Corporate & Economic Committee on 22 Sept 2009.</p>	
Review the community consultation and engagement policy	Not due to commence until April 2010.	
Strategy 7.2.4: Keep abreast of Australian and world trends to ensure Darwin is prepared and can make informed decisions		
Participate in domestic and international networking opportunities	This is an ongoing action, staff participate in a number of high level forums.	
Encourage active participation in professional and industry associations	This is an ongoing action. Some associations that Council staff currently participate in include:- LGANT Finance Reference Group, Local Government Accounting Advisory Committee (LGAAC) and the Local Government Administration and Legislation Advisory Committee (ALAC).	

GOAL 7: Demonstrate Effective, Open and Responsible Governance


<p>Undertake a review of the Evolving Darwin, Towards 2020 Strategic Plan, including undertaking an environmental analysis to identify any new external issues</p>	<p>Due to commence in December 2009.</p>	
--	--	---

Table 17

GOAL 7: Demonstrate Effective, Open and Responsible Governance

Goal 7: Strategic KPIs progress

Outcome		Indicator	Target	Actual Result	
Goal 7: Demonstrate Effective, Open and Responsible Governance					
Completion of all key projects / initiatives within specified timeframes			>90%	96%	
7.1	Effective governance	% of internal audit recommendations implemented within specified timeframes	> 90%	99.95%	
		% of annual expenditure within budget	> 85%	97.77%	
		% of rate debtors outstanding	< 4%	2.84%	
		Debt Servicing Ratio	< 5%	1.22	
		Liquidity Ratio	> 1.0	1.16	
		Rates Ratio	> 65%	70%	
		Investment earnings	> \$500k	\$2,166,594.00	
7.2	Display strong and effective leadership, within Council and across Government	% overall community satisfaction with DCC	> 65%	62%	

Table 18